

# BLUE STAR

## Power Systems Inc.

### Diesel Product Line

208-4160 Volt

MD800-01

60 Hz / 1800 RPM

800 kWe

Standby

### Ratings

	208V	240V	480V	600V	4160V
<b>Phase</b>	3	3	3	3	3
<b>PF</b>	0.8	0.8	0.8	0.8	0.8
<b>Hz</b>	60	60	60	60	60
<b>Generator Model</b>	S6L1D-D	S6L1D-D	S6L1D-C	S6L1D-C	MVWI734E
<b>Connection</b>	12 LEAD WYE	12 LEAD DELTA	12 LEAD WYE	4 LEAD WYE	6 LEAD WYE
<b>kWe</b>	800	800	800	800	800
<b>AMPS</b>	2779	2408	1204	963	139
<b>Temp Rise</b>	125°C / 40°C	125°C / 40°C	125°C / 40°C	125°C / 40°C	125°C / 40°C

### Standard Equipment

- |   |   |   |
|---|---|---|
| <p><b>Engine</b></p> <ul style="list-style-type: none"> <li>- Radiator Cooled Unit Mounted (50°C)</li> <li>- Radiator Duct Flange (OPU Only)</li> <li>- Blower Fan &amp; Fan Drive</li> <li>- Starter &amp; Alternator</li> <li>- Oil Pump &amp; Filter</li> <li>- Oil Drain Extension w/Valve</li> <li>- Governor - Electronic Isochronous</li> <li>- 24V Battery System &amp; Cables</li> <li>- Air Cleaner (Dry Single Stage)</li> <li>- Critical Grade Silencer</li> <li>- Flexible Fuel Connector</li> <li>- EPA Certified Tier 2</li> </ul> | <p><b>Generator</b></p> <ul style="list-style-type: none"> <li>- Brushless Single Bearing</li> <li>- Automatic Voltage Regulator</li> <li>- ± 0.50% Voltage Regulation</li> <li>- 4 Pole, Rotating Field</li> <li>- 125°C Standby Temperature Rise</li> <li>- 100% of Rated Load - One Step</li> <li>- 5% Maximum Harmonic Content</li> <li>- NEMA MG 1, IEEE and ANSI Standards Compliance for Temperature Rise</li> </ul> | <p><b>Additional</b></p> <ul style="list-style-type: none"> <li>- Single Source Supplier</li> <li>- UL 2200 &amp; cUL Listed through 600VAC</li> <li>- CSA Certified through 600VAC</li> <li>- Seismic Certified to IBC 2021</li> <li>- NFPA 110 / CSA C282 Compliant</li> <li>- Microprocessor Based Digital Control Panel Mounted in NEMA 12 Enclosure</li> <li>- Base - Structural Steel</li> <li>- Main Line Circuit Breaker Mounted &amp; Wired</li> <li>- Battery Charger 24V 5 Amp</li> <li>- Jacket Water Heater (Qty 2) -20°F 9000W 240V w/Isolation Valves</li> <li>- Vibration Isolation Mounts (Pad Type)</li> <li>- 2 Year / 2000 Hour Standby Warranty</li> <li>- Standard Colors - White / Gray</li> </ul> |
|---|---|---|

### Application Data

#### Engine

Manufacturer:	Mitsubishi	Displacement - Cu. In. (lit):	2,071 (33.9)
Model:	S12A2-Y2PTAW-2	Bore - in. (cm) x Stroke - in. (cm):	5.91 (15.0) x 6.30 (16.0)
Type:	4-Cycle	Compression Ratio:	15.3:1
Aspiration:	Turbo Charged, H2O/Air Intercooled	Rated RPM:	1800
Cylinder Arrangement:	12 Cylinder Vee	Max HP Stby (kWm):	1,207 (900)

#### Exhaust System

#### Standby

Gas Temp. (Stack): °F (°C)	883 (473)
Gas Volume at Stack Temp: CFM (m³/min)	8,192 (232)
Maximum Allowable Exhaust Restriction: in. H <sub>2</sub> O (kPa)	23.6 (5.90)

#### Cooling System

Ambient Capacity of Radiator: °F (°C)	122 (50.0)
Maximum Allowable Static Pressure on Rad. Exhaust: in. H <sub>2</sub> O (kPa)	0.50 (0.12)
Jacket Water Pump Flow Rate: GPM (lit/min)	291 (1,102)
Intercooler Pump Flow Rate: GPM (lit/min)	124 (470)
Heat Rejection to Jacket Coolant: BTUM (kW)	20,418 (357)
Heat Rejection to Intercooler: BTUM (kW)	16,043 (281)
Heat Radiated to Ambient: BTUM (kW)	15,956 (279)

#### Air Requirements

Aspirating: CFM (m³/min)	3,107 (87.9)
Air Flow Required for Rad. Cooled Unit: CFM (m³/min)	37,314 (1,056)
Air Flow Required for Heat Exchanger/Rem. Rad. CFM (m³/min)	Consult Factory For Remote Cooled Applications

#### Fuel Consumption

At 100% of Power Rating: gal/hr (lit/hr)	64.3 (244)
At 75% of Power Rating: gal/hr (lit/hr)	45.4 (172)
At 50% of Power Rating: gal/hr (lit/hr)	31.8 (120)

#### Fluids Capacity

Total Oil System: gal (lit)	31.7 (120)
Engine Jacket Water Capacity: gal (lit)	26.4 (100)
System Coolant Capacity: gal (lit)	107.3 (406)

Deration Factors: Rated Power is available up to 3280 ft (1000 m) at ambient temperatures to 104°F (40°C). Consult factory for site conditions above these parameters.

## DCP7310 Control Panel

### Standard Features

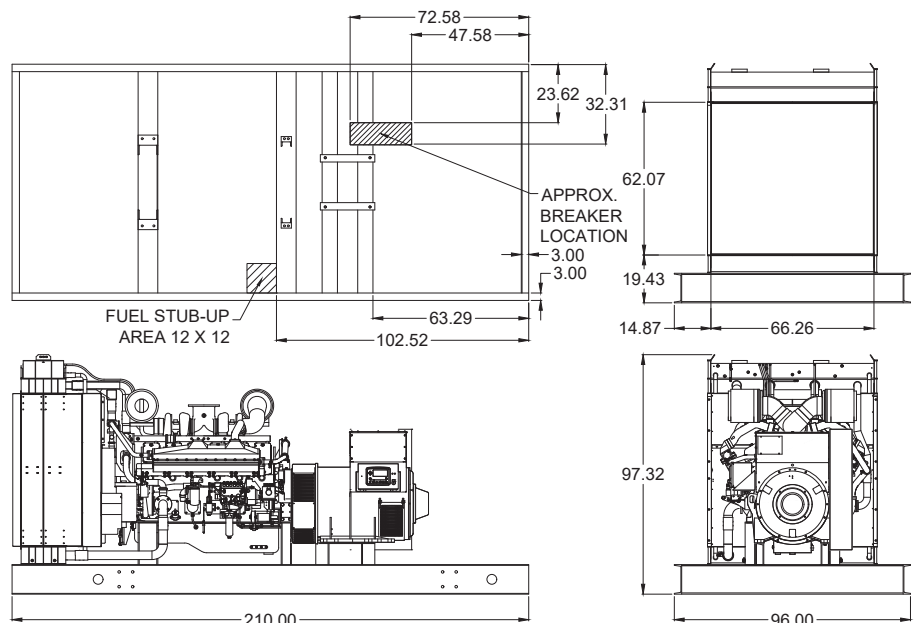
- Digital Metering
- Engine Parameters
- Generator Protection Functions
- Engine Protection
- CAN Bus (J1939) ECU Communications
- Windows-Based Software
- Multilingual Capability
- Remote Communications to DSE2548 Remote Annunciator
- 8 Programmable Contact Inputs
- 10 Contact Outputs
- RS485 Communicator Interface
- cULus Listed, CE Approved
- Event Recording
- IP 65 rating (with supplied gasket) offers increased resistance to water ingress
- NFPA 110 Level 1 Compatible



## Weights / Dimensions / Sound Data

	L x W x H	Weight lbs
<b>OPU</b>	210 x 96 x 98 in	18,750
<b>Level 1</b>	210 x 96 x 108 in	21,200
<b>Level 2</b>	210 x 96 x 108 in	21,325
<b>Level 3</b>	285 x 96 x 108 in	22,600

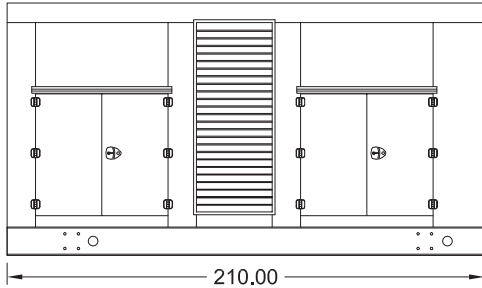
Please allow 6-12 inches for height of exhaust stack.



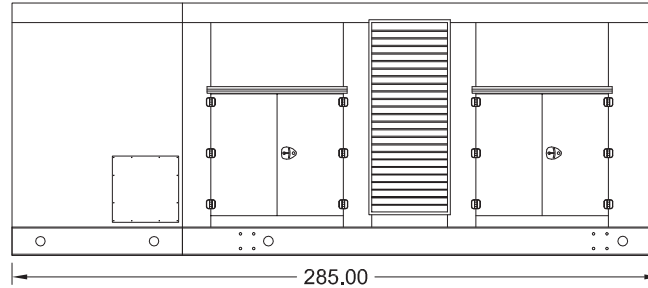
	No Load	Full Load
<b>OPU</b>	86 dBA	88 dBA
<b>Level 1</b>	80 dBA	83 dBA
<b>Level 2</b>	78 dBA	80 dBA
<b>Level 3</b>	74 dBA	76 dBA

## Enclosures

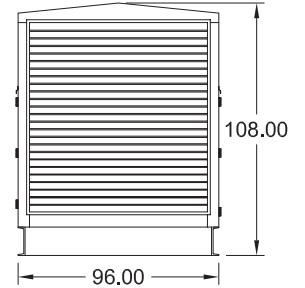
Level 1 & 2 | Side View (Weather Proof)



Level 3 | Side View (Sound Attenuated)



Level 1, 2 & 3 | Intake View

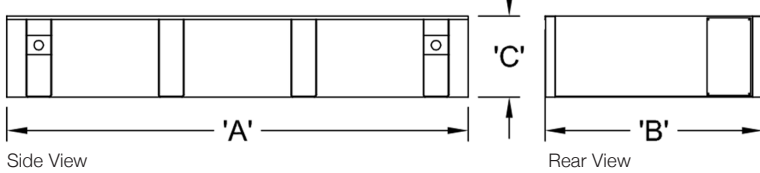


- All enclosure models are 200 MPH wind rating certified in accordance with IBC2021 and ASCE/SEI 7-16 standards.
- Level 2 & 3 enclosures include sound attenuation foam

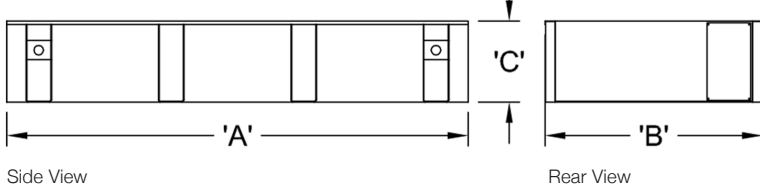
- Level 3 enclosure includes frontal sound & exhaust hood.
- Enclosure height does not include exhaust stack.

## Double Wall UL 142 Listed Fuel Tanks

OPU / Level 1 / Level 2



Level 3



	12 Hour 900 Gallon	24 Hour 1800 Gallon	48 Hour 3600 Gallon
A	210.00	210.00	348.00
B	96.00	96.00	96.00
C	16.00	30.00	36.00
	12 Hour 900 Gallon	24 Hour 1800 Gallon	48 Hour 3600 Gallon
A	285.00	285.00	348.00
B	96.00	96.00	96.00
C	12.00	22.00	36.00

### Notes

- All specification sheet dimensions are represented in inches.
- All drawings based on standard 480 volt standby generator. Lengths may vary with other voltages. All drawings and dimensions subject to change without notice.
- All enclosures and fuel tanks are based on the standard unit configuration. Any requested deviation can change dimensions.
- Sound data is measured at 23 feet (7 meters) in accordance with ISO 8528-10.
- All materials and specifications subject to change without notice.

American Owned



American Made

**Blue Star Power Systems, Inc.**

2250 Carlson Drive

North Mankato, Minnesota 56003

Phone + 1 507 345 1776

bluestarps.com

quote.bluestarps.com

sales@bluestarps.com