

BLUE STAR

Power Systems Inc.

Diesel Product Line

208-600 Volt

PD60-01

60 Hz / 1800 RPM

60 kWe

Standby

Ratings

	240V	208V	240V	480V	600V
Phase	1	3	3	3	3
PF	1.0	0.8	0.8	0.8	0.8
Hz	60	60	60	60	60
Generator Model	UCI224G	UCI224F	UCI224F	UCI224E	UCI224E
Connection	12 LEAD DD	12 LEAD WYE	12 LEAD DELTA	12 LEAD WYE	4 LEAD WYE
kWe	60	60	60	60	60
AMPS	250	208	181	90	72
Temp Rise	125°C / 40°C	125°C / 40°C	125°C / 40°C	125°C / 40°C	125°C / 40°C

Standard Equipment

Engine

- Radiator Cooled Unit Mounted (50°C)
- Radiator Duct Flange (OPU Only)
- Blower Fan & Fan Drive
- Starter & Alternator
- Oil Pump & Filter
- Oil Drain Extension w/Valve
- Governor - Electronic Isochronous
- 12V Battery System & Cables
- Air Cleaner (Dry Single Stage)
- Critical Grade Silencer Mounted
- Flexible Fuel Connector
- EPA Certified Tier 3

Generator

- Brushless Single Bearing
- Automatic Voltage Regulator
- ± 1% Voltage Regulation
- 4 Pole, Rotating Field
- 125°C Standby Temperature Rise
- 100% of Rated Load - One Step
- 5% Maximum Harmonic Content
- NEMA MG 1, IEEE and ANSI Standards Compliance for Temperature Rise

Additional

- Single Source Supplier
- UL 2200 & cUL Listed
- CSA Certified
- Seismic Certified to IBC 2021
- NFPA 110 / CSA C282 Compliant
- Microprocessor Based Digital Control Panel Mounted in NEMA 12 Enclosure
- Base - Formed Steel
- Main Line Circuit Breaker Mounted & Wired
- Battery Charger 12V 6 Amp
- Jacket Water Heater -20°F 1500W 120V w/Isolation Valves
- Vibration Isolation Mounts
- 2 Year / 2000 Hour Standby Warranty
- Standard Colors - White / Gray

Application Data

Engine

Manufacturer:	Perkins	Displacement - Cu. In. (lit):	269 (4.40)
Model:	1104D-E44TG1	Bore - in. (cm) x Stroke - in. (cm):	4.13 (10.5) x 5.00 (12.7)
Type:	4-Cycle	Compression Ratio:	16.7:1
Aspiration:	Turbo Charged	Rated RPM:	1800
Cylinder Arrangement:	4 Cylinder Inline	Max HP Stby (kWm):	95.7 (71.4)

Exhaust System

Standby

Gas Temp. (Stack): °F (°C)	1,191 (644)
Gas Volume at Stack Temp: CFM (m³/min)	512 (14.5)
Maximum Allowable Exhaust Restriction: in. H ₂ O (kPa)	60.0 (15.0)

Cooling System

Ambient Capacity of Radiator: °F (°C)	122 (50.0)
Maximum Allowable Static Pressure on Rad. Exhaust: in. H ₂ O (kPa)	0.50 (0.12)
Water Pump Flow Rate: GPM (lit/min)	39.6 (151)
Heat Rejection to Coolant: BTUM (kW)	2,691 (47.1)
Heat Radiated to Ambient: BTUM (kW)	1,239 (21.7)

Air Requirements

Aspirating: CFM (m³/min)	218 (6.17)
Air Flow Required for Rad. Cooled Unit: CFM (m³/min)	4,240 (120)
Air Flow Required for Heat Exchanger/Rem. Rad. CFM (m³/min)	Consult Factory For Remote Cooled Applications

Fuel Consumption

At 100% of Power Rating: gal/hr (lit/hr)	4.98 (18.9)
At 75% of Power Rating: gal/hr (lit/hr)	4.05 (15.3)
At 50% of Power Rating: gal/hr (lit/hr)	2.95 (11.2)

Fluids Capacity

Total Oil System: gal (lit)	2.22 (8.40)
Engine Jacket Water Capacity: gal (lit)	2.05 (7.75)
System Coolant Capacity: gal (lit)	4.36 (16.5)

Deration Factors: Rated Power is available up to 3281ft (1000m) at ambient temperatures to 86°F (30°C). Consult factory for site conditions above these parameters.

DCP7310 Control Panel

Standard Features

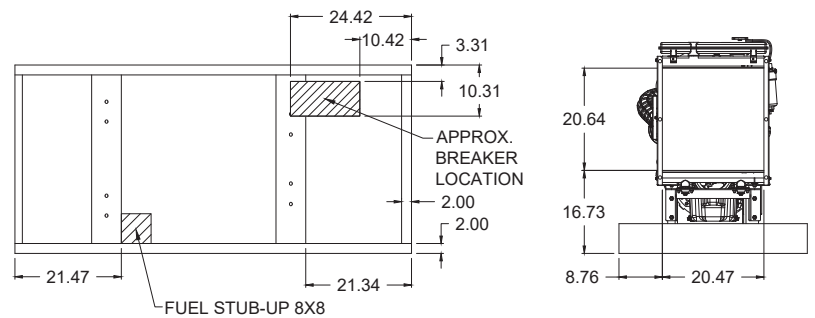
- Digital Metering
- Engine Parameters
- Generator Protection Functions
- Engine Protection
- CAN Bus (J1939) ECU Communications
- Windows-Based Software
- Multilingual Capability
- Remote Communications to DSE2548 Remote Annunciator
- 8 Programmable Contact Inputs
- 10 Contact Outputs
- RS485 Communicator Interface
- cULus Listed, CE Approved
- Event Recording
- IP 65 rating (with supplied gasket) offers increased resistance to water ingress
- NFPA 110 Level 1 Compatible



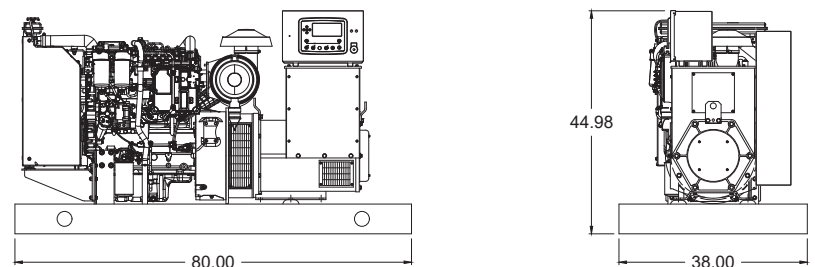
Weights / Dimensions / Sound Data

	L x W x H	Weight lbs
OPU	80 x 38 x 45 in	2,325
Level 1	90 x 38 x 66 in	2,825
Level 2	90 x 38 x 66 in	2,875
Level 3	120 x 38 x 60 in	2,975

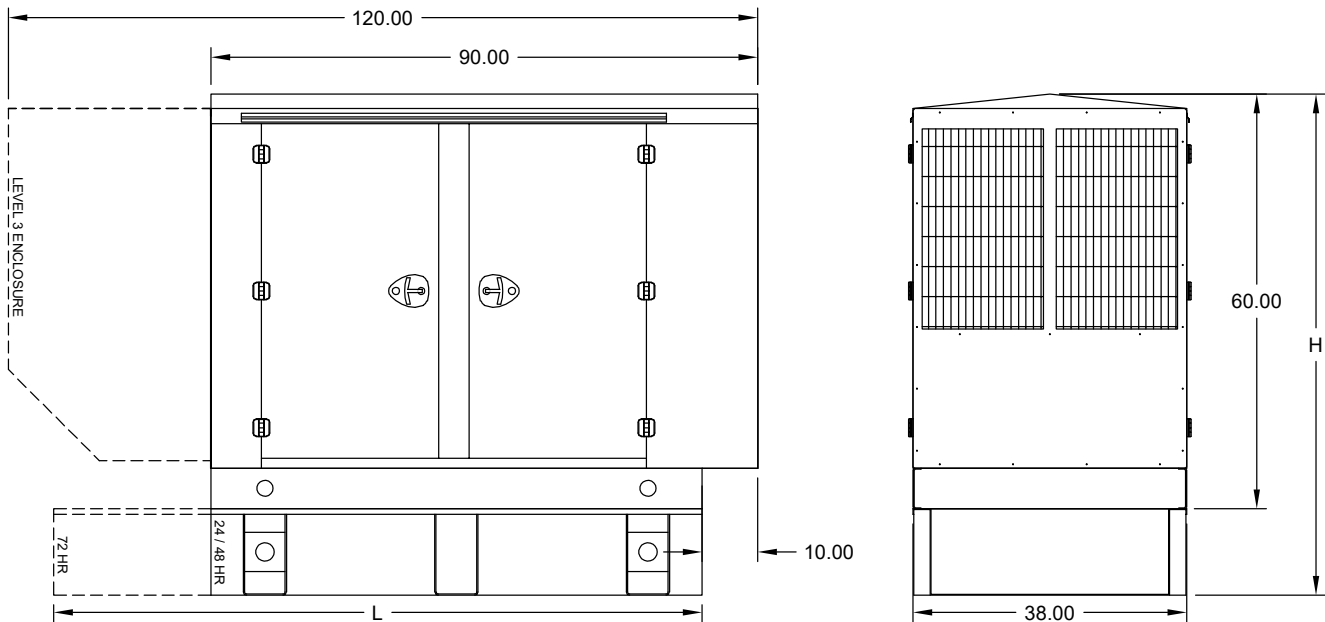
Please allow 6-12 inches for height of exhaust stack.



	No Load	Full Load
OPU	75 dBA	79 dBA
Level 1	72 dBA	75 dBA
Level 2	69 dBA	71 dBA
Level 3	65 dBA	65 dBA



Enclosures & Fuel Tanks



- All enclosure models are 200 MPH wind rating certified in accordance with IBC2021 and ASCE/SEI 7-16 standards.
- Level 2 & 3 enclosures include sound attenuation foam
- Level 3 enclosure includes frontal sound & exhaust hood.
- Enclosure height does not include exhaust stack.

	24 Hour 120 Gallon	48 Hour 240 Gallon	72 Hour 360 Gallon
L	80.00	80.00	108.00
H	80.00	96.00	96.00

Notes

- All specification sheet dimensions are represented in inches.
- All drawings based on standard 480 volt standby generator. Lengths may vary with other voltages. All drawings and dimensions subject to change without notice.
- All enclosures and fuel tanks are based on the standard unit configuration. Any requested deviation can change dimensions.
- Sound data is measured at 23 feet (7 meters) in accordance with ISO 8528-10.
- All materials and specifications subject to change without notice.

American Owned



American Made

Blue Star Power Systems, Inc.

2250 Carlson Drive

North Mankato, Minnesota 56003

Phone + 1 507 345 1776

bluestarps.com

quote.bluestarps.com

sales@bluestarps.com