

BLUE STAR

Power Systems Inc.

Gaseous Product Line

208-600 Volt

NG650-01

60 Hz / 1800 RPM

650 kWe

Standby

Ratings

	208V	240V	480V	600V
Phase	3	3	3	3
PF	0.8	0.8	0.8	0.8
Hz	60	60	60	60
Generator Model	S6L1D-C	S6L1D-C	HCI534F	HCI534F
Connection	12 LEAD WYE	12 LEAD DELTA	12 LEAD WYE	4 LEAD WYE
kWe Nat (LP)	650 (400)	650 (400)	650 (400)	650 (400)
AMPS Nat (LP)	2258 (1390)	1957 (1204)	978 (602)	783 (482)
Temp Rise	125°C / 40°C	125°C / 40°C	125°C / 40°C	125°C / 40°C

Standard Equipment

Engine

- Radiator Cooled Unit Mounted (50°C)
- Radiator Duct Flange (OPU Only)
- Blower Fan & Fan Drive
- Starter & Alternator
- Oil Pump & Filter
- Oil Drain Extension w/Valve
- Governor - Electronic Isochronous
- 24V Battery System & Cables
- Air Cleaner (Dry Single Stage)
- Catalyst / Silencer Mounted
- Flexible Fuel Connector
- EPA Certified

Generator

- Brushless Single Bearing
- Automatic Voltage Regulator
- ± 0.50% Voltage Regulation
- 4 Pole, Rotating Field
- 125°C Standby Temperature Rise
- 100% of Rated Load - One Step
- 5% Maximum Harmonic Content
- NEMA MG 1, IEEE and ANSI Standards Compliance for Temperature Rise

Additional

- Single Source Supplier
- UL 2200 & cUL Listed
- CSA Certified
- Seismic Certified to IBC 2021
- NFPA 110 / CSA C282 Compliant
- Microprocessor Based Digital Control Panel Mounted in NEMA 12 Enclosure
- Base - Structural Steel
- Main Line Circuit Breaker Mounted & Wired
- Battery Charger 24V 5 Amp
- Jacket Water Heater (Qty 2) -20°F 5000W 240V w/Isolation Valves
- Vibration Isolation Mounts (Pad Type)
- 2 Year / 2000 Hour Standby Warranty
- Standard Colors - White / Gray

Application Data

Engine

Manufacturer:	Power Solutions International	Displacement - Cu. In. (lit):	1941 (31.8)
Model:	32L	Bore - in. (cm) x Stroke - in. (cm):	5.91 (15.0) x 5.91 (15.0)
Type:	4-Cycle	Compression Ratio:	10.5 : 1
Aspiration:	Turbo Charged, CAC	Rated RPM:	1800
Cylinder Arrangement:	12 Cylinder Vee	Max HP Stby (kWm):	966 (721)

Exhaust System

Standby

Gas Temp. (Stack): °F (°C)	1,183 (639)
Gas Volume at Stack Temp: CFM (m³/min)	4,354 (123)
Maximum Allowable Exhaust Restriction (Post Catalyst): in. H ₂ O (kPa)	20.8 (5.20)

Cooling System

Ambient Capacity of Radiator: °F (°C)	122 (50.0)
Maximum Allowable Static Pressure on Rad. Exhaust: in. H ₂ O (kPa)	0.50 (0.12)
Water Pump Flow Rate: GPM (lit/min)	361 (1,367)
Heat Rejection to Coolant: BTUM (kW)	34,074 (596)
Heat Rejection to CAC: BTUM (kW)	4,169 (73.0)
Heat Radiated to Ambient: BTUM (kW)	12,787 (224)

Air Requirements

Aspirating: CFM (m³/min)	1,320 (37.4)
Air Flow Required for Rad. Cooled Unit: CFM (m³/min)	41,200 (1,166)
Air Flow Required for Heat Exchanger/Rem. Rad. CFM (m³/min)	Consult Factory For Remote Cooled Applications

Standby

Fuel Consumption

Natural Gas

LP

At 100% of Power Rating: ft ³ /hr (m ³ /hr)	7,259 (205)	2,177 (61.6)
At 75% of Power Rating: ft ³ /hr (m ³ /hr)	5,708 (162)	1,644 (46.5)
At 50% of Power Rating: ft ³ /hr (m ³ /hr)	4,208 (119)	1,212 (34.3)
Fuel Inlet Size: NPT		3.00"
Fuel Pressure Required: in. H ₂ O (kPa)		11.0 (2.75)

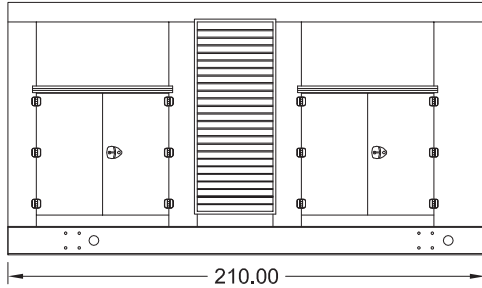
Fluids Capacity

Total Oil System: gal (lit)	32.2 (122)
Engine Jacket Water Capacity: gal (lit)	29.1 (110)
System Coolant Capacity: gal (lit)	54.4 (206)

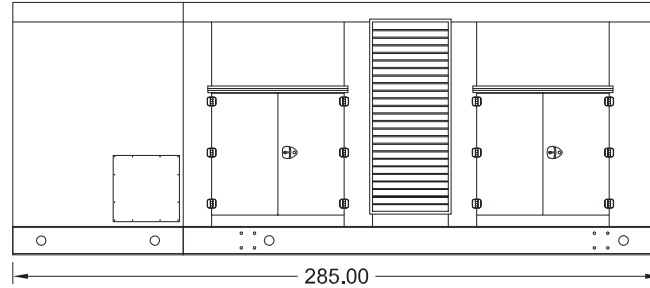
All calculations based on natural gas fuel.
 Deration Factors: Temperature: Derate 1.5% Per 5°F Over 77°F | Altitude: Derate 6% Per 1,000 ft Over 1,200 ft

Enclosures

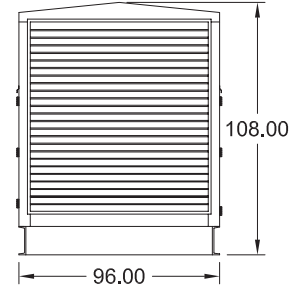
Level 1 & 2 | Side View (Weather Proof)



Level 3 | Side View (Sound Attenuated)



Level 1, 2 & 3 | Intake View



- All enclosure models are 200 MPH wind rating certified in accordance with IBC2021 and ASCE/SEI 7-16 standards.
- Level 2 & 3 enclosures include sound attenuation foam
- Level 3 enclosure includes frontal sound & exhaust hood.
- Enclosure height does not include exhaust stack.

Notes

- All specification sheet dimensions are represented in inches.
- All drawings based on standard 480 volt standby generator. Lengths may vary with other voltages. All drawings and dimensions subject to change without notice.
- All enclosures are based on the standard unit configuration. Any requested deviation can change dimensions.
- Sound data is measured at 23 feet (7 meters) in accordance with ISO 8528-10.
- All materials and specifications subject to change without notice.

American Owned



American Made

Blue Star Power Systems, Inc.

2250 Carlson Drive

North Mankato, Minnesota 56003

Phone + 1 507 345 1776

bluestarps.com

quote.bluestarps.com

sales@bluestarps.com