

BLUE STAR

Power Systems Inc.

Diesel Product Line

208-600 Volt

JD300-02

60 Hz / 1800 RPM

300 kWe

Standby

Ratings

	240V	208V	240V	480V	600V
Phase	1	3	3	3	3
PF	1.0	0.8	0.8	0.8	0.8
Hz	60	60	60	60	60
Generator Model	572RSL6429	433CSL6216	433CSL6216	432CSL6212	432PSL6246
Connection	12 LEAD ZIG-ZAG	12 LEAD WYE	12 LEAD DELTA	12 LEAD WYE	4 LEAD WYE
kWe	300	300	300	300	300
AMPS	1250	1042	903	452	361
Temp Rise	130°C / 27°C	130°C / 27°C	130°C / 27°C	130°C / 27°C	130°C / 27°C

Standard Equipment

- | | | |
|---|--|--|
| <p>Engine</p> <ul style="list-style-type: none"> ▶ Radiator Cooled Unit Mounted (50°C) ▶ Blower Fan & Fan Drive ▶ Starter & Alternator ▶ Oil Pump & Filter ▶ Oil Drain Extension w/Valve ▶ Governor - Electronic Isochronous ▶ 12V Battery System & Cables ▶ Air Cleaner (Dry Single Stage) ▶ Flexible Fuel Connector ▶ EPA Certified - Tier 3 <p>Listing Certifications</p> <ul style="list-style-type: none"> ▶ UL 2200 Listed ▶ cUL Listed ▶ CSA Certified ▶ Seismic Certified to IBC 2018 ▶ NFPA 110 Compliant | <p>Generator</p> <ul style="list-style-type: none"> ▶ Brushless Single Bearing ▶ Automatic Voltage Regulator ▶ ± 1% Voltage Regulation ▶ 4 Pole, Rotating Field ▶ 130°C Standby Temperature Rise ▶ 100% of Rated Load - One Step ▶ 5% Maximum Harmonic Content ▶ NEMA MG 1, IEEE and ANSI Standards Compliance for Temperature Rise | <p>Additional</p> <ul style="list-style-type: none"> ▶ Single Source Supplier ▶ Microprocessor Based Digital Control ▶ Interface Connection Box ▶ Control Panel Mounted in NEMA 12 Enclosure ▶ Base - Formed Steel ▶ Main Line Circuit Breaker Mounted & Wired ▶ Critical Grade Silencer Mounted ▶ Battery Charger 12V 6 Amp ▶ Jacket Water Heater -20°F 2500W 240V w/Isolation Valves ▶ Vibration Isolation Mounts ▶ Radiator Duct Flange (OPU Only) ▶ 2YR / 2000HR Standby Warranty ▶ Standard Colors - White / Gray |
|---|--|--|

Application Data

Engine			
Manufacturer:	John Deere	Displacement - Cu. In. (lit):	549 (9.00)
Model:	6090HFG86	Bore - in. (cm) x Stroke - in. (cm):	4.70 (11.8) x 5.40 (13.6)
Type:	4-Cycle	Compression Ratio:	16.0:1
Aspiration:	Turbo Charged, CAC	Rated RPM:	1800
Cylinder Arrangement:	6 Cylinder Inline	Max HP Stby (kWm):	463 (345)

Exhaust System	Standby
Gas Temp. (Stack): °F (°C)	927 (497)
Gas Volume at Stack Temp: CFM (m³/min)	2,246 (63.6)
Maximum Allowable Exhaust Restriction: in. H ₂ O (kPa)	30.0 (7.50)

Cooling System	
Ambient Capacity of Radiator: °F (°C)	122 (50.0)
Maximum Allowable Static Pressure on Rad. Exhaust: in. H ₂ O (kPa)	0.50 (0.12)
Water Pump Flow Rate: GPM (lit/min)	78.0 (295)
Heat Rejection to Coolant: BTUM (kW)	6,489 (114)
Heat Rejection to CAC: BTUM (kW)	5,641 (99.1)
Heat Radiated to Ambient: BTUM (kW)	3,244 (56.8)

Air Requirements	
Aspirating: CFM (m³/min)	936 (26.5)
Air Flow Required for Rad. Cooled Unit: CFM (m³/min)	19,014 (538)
Air Flow Required for Heat Exchanger/Rem. Rad. CFM (m³/min)	Consult Factory For Remote Cooled Applications

Fuel Consumption	
At 100% of Power Rating: gal/hr (lit/hr)	22.1 (83.7)
At 75% of Power Rating: gal/hr (lit/hr)	17.8 (67.3)
At 50% of Power Rating: gal/hr (lit/hr)	13.1 (49.5)

Fluids Capacity	
Total Oil System: gal (lit)	8.20 (31.0)
Engine Jacket Water Capacity: gal (lit)	4.23 (16.0)
System Coolant Capacity: gal (lit)	13.2 (50.0)

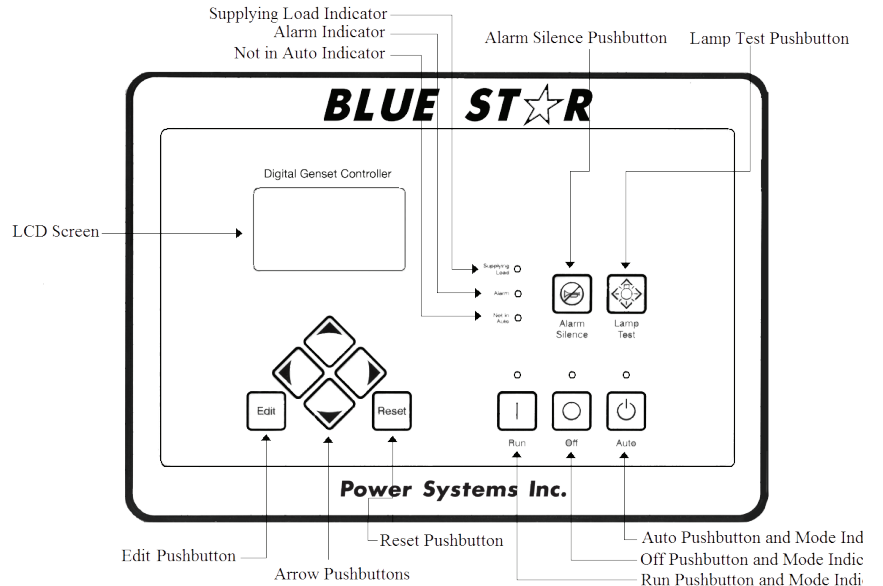
Deration Factors

Rated Power is available up to 2,500 ft (762 m) at ambient temperatures to 122°F (50°C). Consult factory for site conditions above these parameters.

DGC-2020 Control Panel

Standard Features

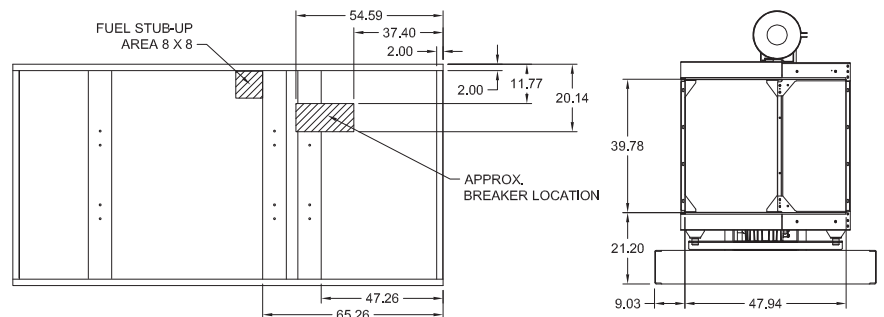
- ▶ Digital Metering
- ▶ Engine Parameters
- ▶ Generator Protection Functions
- ▶ Engine Protection
- ▶ CAN Bus (J1939) ECU Communications
- ▶ Windows-Based Software
- ▶ Multilingual Capability
- ▶ Remote Communications to RDP-110 Remote Annunciator
- ▶ 16 Programmable Contact Inputs
- ▶ 15 Contact Outputs
- ▶ RS485 Communicator Interface
- ▶ UL Recognized, CSA Certified, CE Approved
- ▶ Event Recording
- ▶ IP 54 Front Panel Rating with Integrated Gasket
- ▶ NFPA 110 Level 1 Compatible



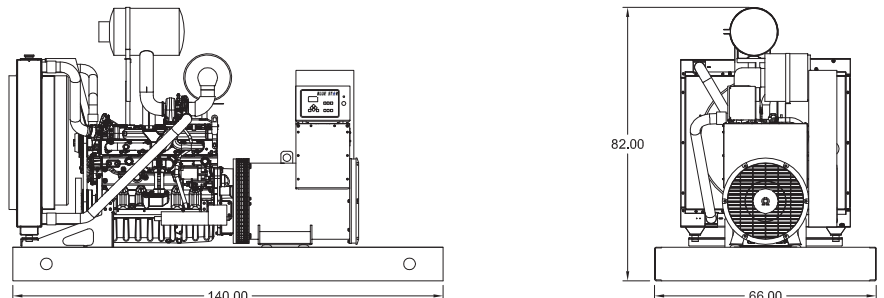
Weights / Dimensions / Sound Data

	L x W x H	Weight lbs
OPU	140 x 66 x 82 in	4,950
Level 1	140 x 66 x 112 in	6,375
Level 2	140 x 66 x 112 in	6,450
Level 3	195 x 66 x 112 in	6,850

Please allow 6-12 inches for height of exhaust stack.



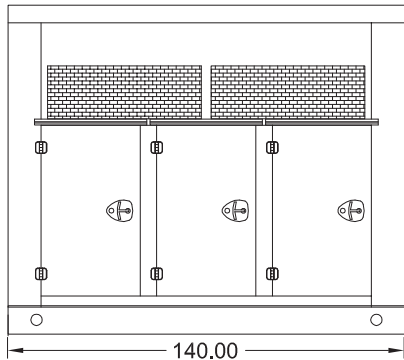
	No Load	Full Load
OPU	85 dBA	87 dBA
Level 1	81 dBA	83 dBA
Level 2	76 dBA	78 dBA
Level 3	69 dBA	71 dBA



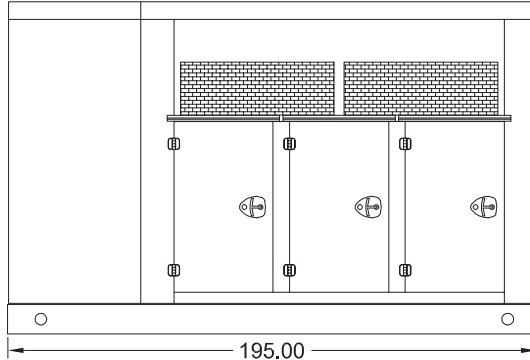
Drawings based on standard open power 480 volt standby generator. Lengths may vary with other voltages. Subject to change without notice. Sound data as measured at 23 feet (7 meters) in accordance with ISO 8528-10 at standby rating.

Enclosures (LEGACY) & Fuel Tanks

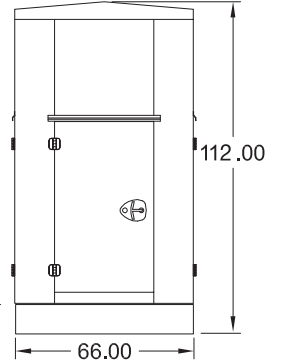
Level 1 & 2 | Side View (Weather Proof)



Level 3 | Side View (Sound Attenuated)



Level 1, 2 & 3 | Rear View



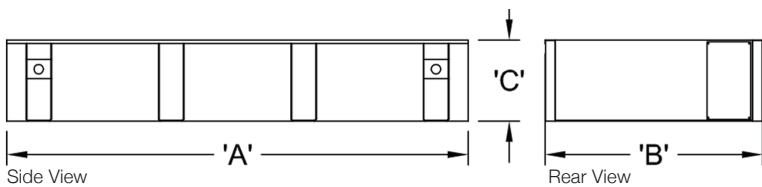
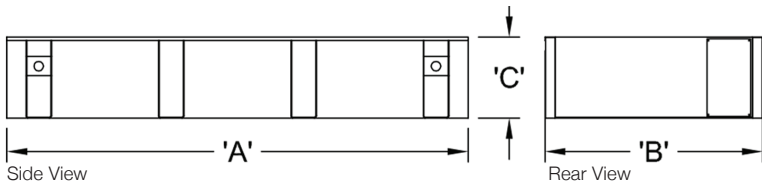
All enclosures are 150 MPH Wind Rated.

*Enclosure height does not include exhaust stack.

Level 2 & 3 enclosures include sound attenuation foam.

Level 3 enclosure includes frontal sound & exhaust hood.

Double Wall UL 142 Listed Fuel Tanks



	OPU / Level 1 / Level 2		
	24 Hour 540 Gallon	48 Hour 1080 Gallon	72 Hour 1620 Gallon
A	140.00	160.00	230.00
B	66.00	66.00	66.00
C	22.00	36.00	36.00

	Level 3		
	24 Hour 540 Gallon	48 Hour 1080 Gallon	72 Hour 1620 Gallon
A	195.00	195.00	230.00
B	66.00	66.00	66.00
C	16.00	30.00	36.00

All specification sheet dimensions are represented in inches.

All enclosures and fuel tanks are based on the standard standby unit configuration. Any deviation can change dimensions.

Materials and specifications subject to change without notice.

American Owned



American Made

Distributed By:

Blue Star Power Systems, Inc.

2250 Carlson Drive

North Mankato, Minnesota 56003

Phone + 1 507 345 1776

bluestarps.com

quote.bluestarps.com

sales@bluestarps.com