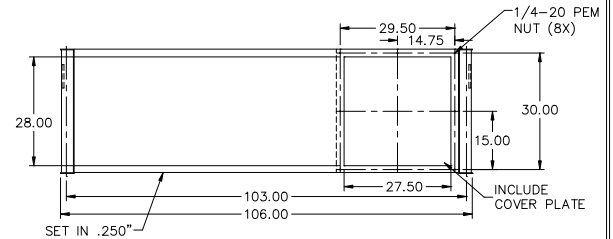
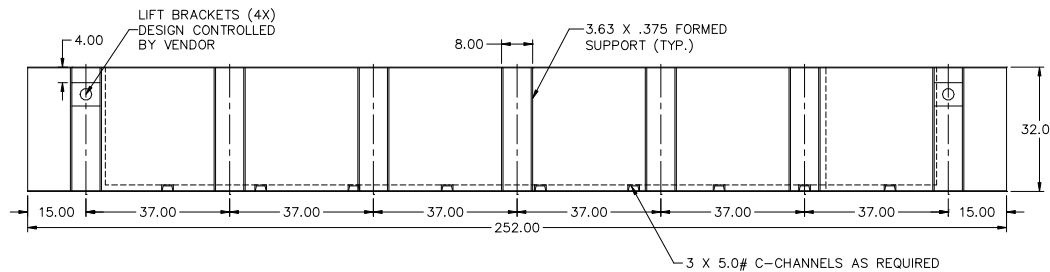
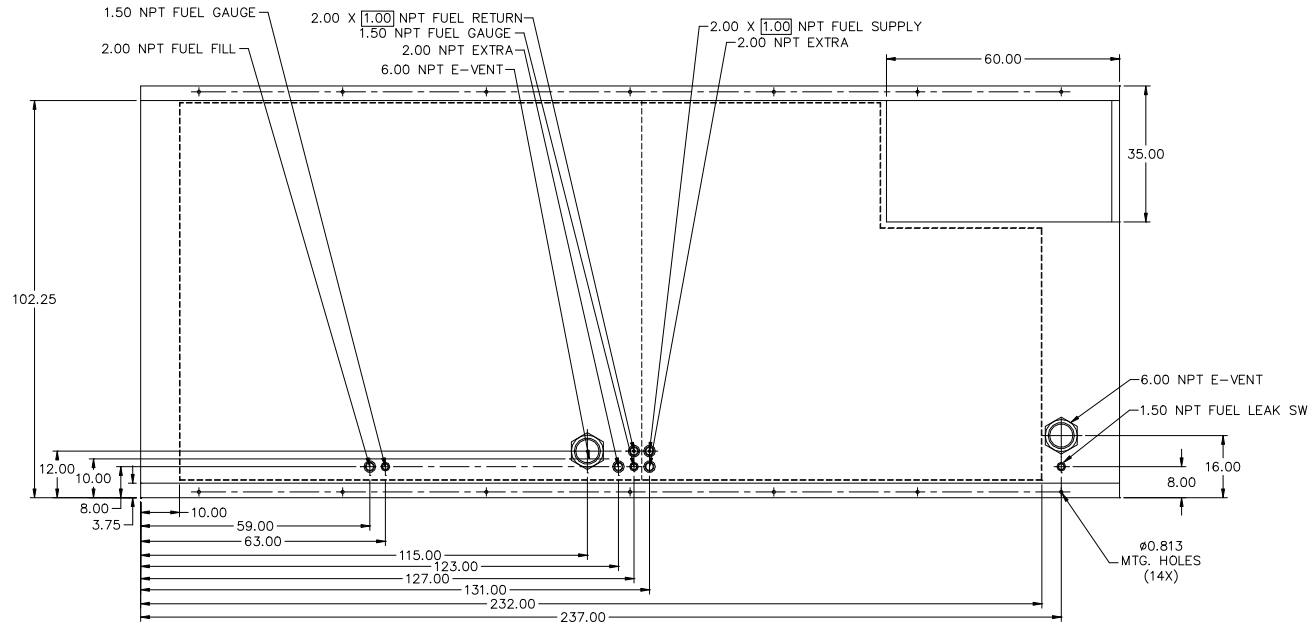


**24HR TANK
MD1250
LV0/LV1/LV2**



APPROXIMATE WEIGHT: 6700 LBS

NOTES:

1. MATERIAL: 7GA. RUPTURE BASIN
7GA. INNER TANK
2. SECONDARY CONTAINMENT TANK
3. FINISH PAINT GLOSS BLACK
4. TANK TO INCLUDE
 - FUEL SUPPLY / RETURN DIP TUBES
 - LIFTING / TIE DOWN BRACKETS
5. FUEL NPT SUPPLY/RETURN 2.00 X 1.00

REVISIONS:

LEVEL:	DESCRIPTION:	DATE:	BY:
NA	NA	NA	NA

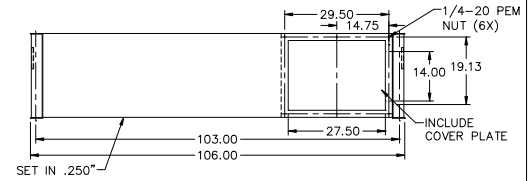
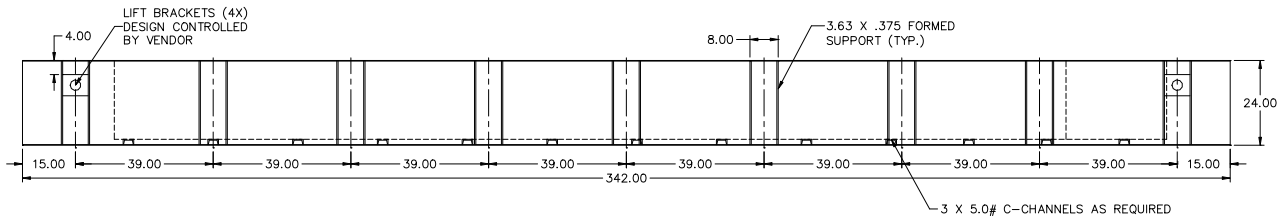
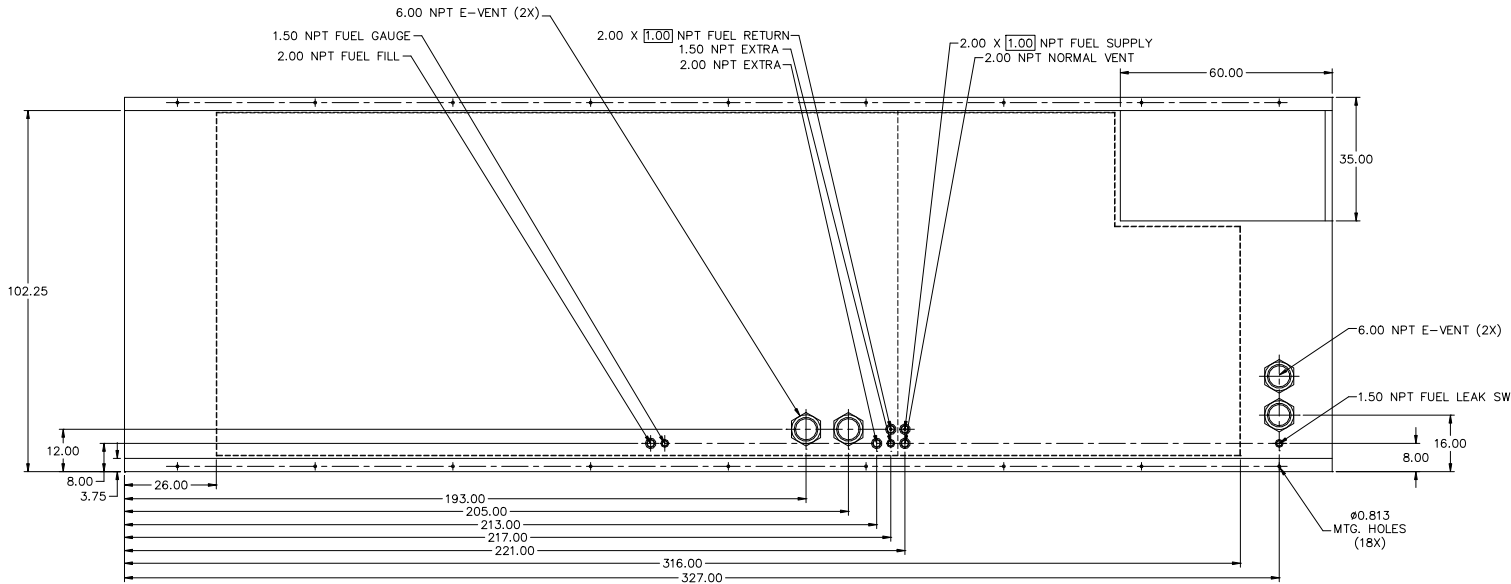
BLUE STAR
Power Systems Inc.

TANK SB 2500GL DW UL W/STUB-UP

P/N: NA 252"L X 106"W X 32"H

DATE: 08-03-17 BY: KAP DRAWN TO SCALE

**24HR TANK
MD1250
LV3**



APPROXIMATE WEIGHT: 8200 LBS

- NOTES:
1. MATERIAL: 7GA. RUPTURE BASIN
7GA. INNER TANK
 2. SECONDARY CONTAINMENT TANK
 3. FINISH PAINT GLOSS BLACK
 4. TANK TO INCLUDE
 - FUEL SUPPLY / RETURN DIP TUBES
 - LIFTING / TIE DOWN BRACKETS
 5. FUEL NPT SUPPLY/RETURN 2.00 X 1.00

REVISIONS:			
LEVEL:	DESCRIPTION:	DATE:	BY:
NA	NA	NA	NA

BLUE STAR
Power Systems Inc.

TANK SB 2500GL DW UL W/STUB-UP

P/N: NA	342"L X 106"W X 24"H
DATE: 08-02-17	BY: KAP DRAWN TO SCALE