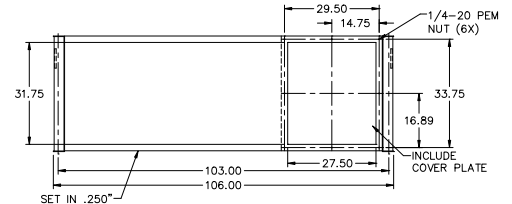
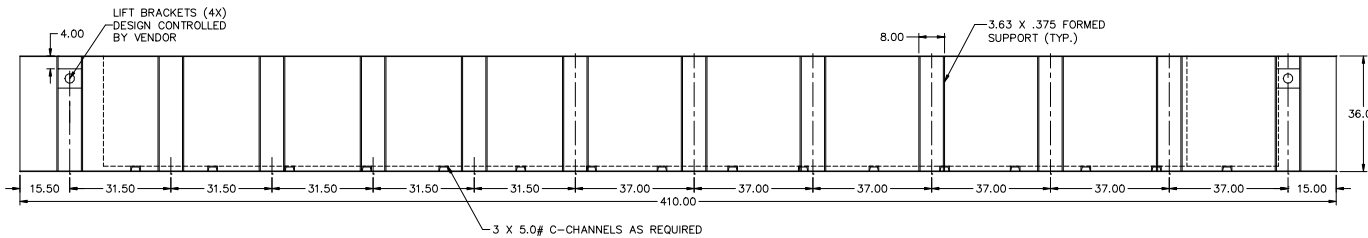
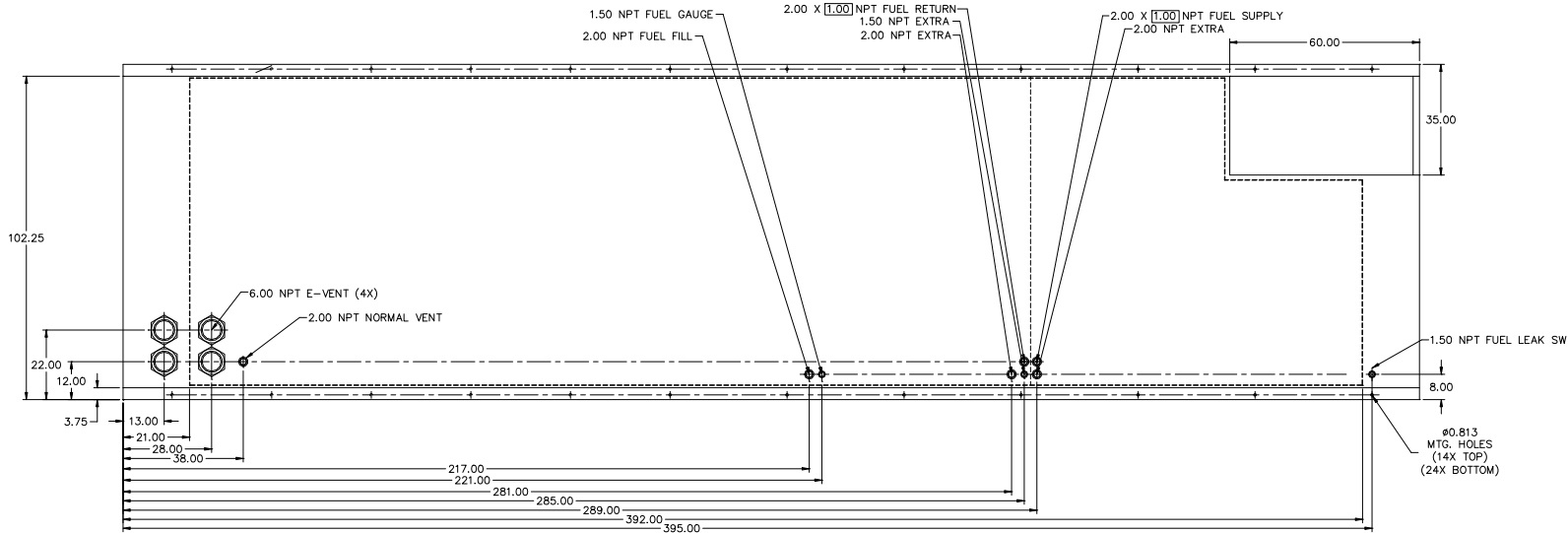


**48HR TANK
MD1250
LV0/LV1/LV2/LV3**



APPROXIMATE WEIGHT: 11,500 LBS

NOTES:

1. MATERIAL: 7GA. RUPTURE BASIN
7GA. INNER TANK
2. SECONDARY CONTAINMENT TANK
3. FINISH PAINT GLOSS BLACK
4. TANK TO INCLUDE
 - FUEL SUPPLY / RETURN DIP TUBES
 - LIFTING / TIE DOWN BRACKETS
5. FUEL NPT SUPPLY/RETURN 2.00 X 1.00

REVISIONS:

LEVEL:	DESCRIPTION:	DATE:	BY:
NA	NA	NA	NA

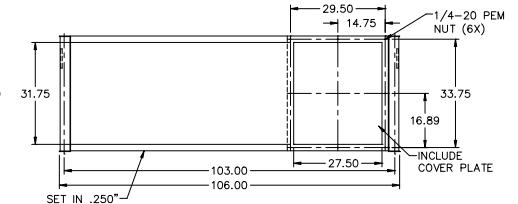
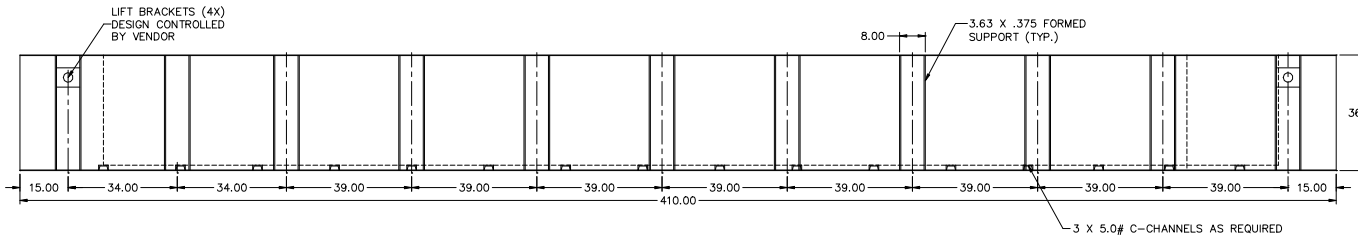
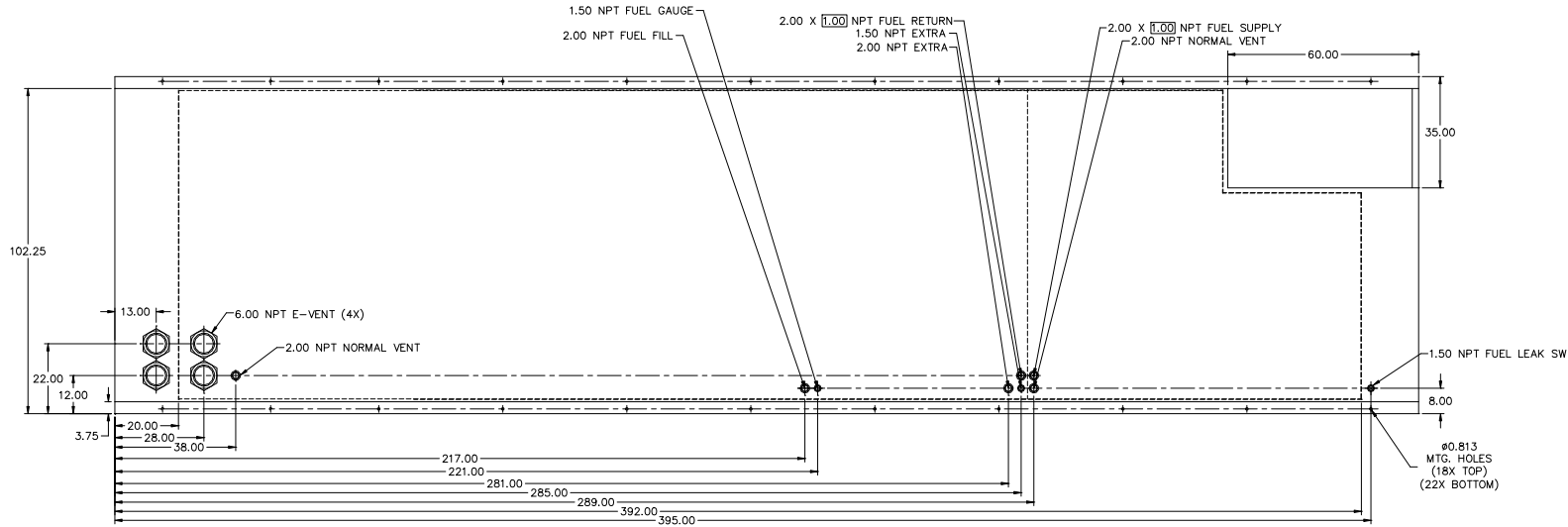
BLUE STAR
Power Systems Inc.

TANK SB 5000GL DW UL W/STUB-UP

P/N: NA 410"L X 106"W X 36"H

DATE: 08-03-17 BY: KAP DRAWN TO SCALE

**48HR TANK
MD1250
LV0/LV1/LV2/LV3**



APPROXIMATE WEIGHT: 11,500 LBS

NOTES:

1. MATERIAL: 7GA. RUPTURE BASIN
7GA. INNER TANK
2. SECONDARY CONTAINMENT TANK
3. FINISH PAINT GLOSS BLACK
4. TANK TO INCLUDE
 - FUEL SUPPLY / RETURN DIP TUBES
 - LIFTING / TIE DOWN BRACKETS
5. FUEL NPT SUPPLY/RETURN 2.00 X 1.00

REVISIONS:

LEVEL:	DESCRIPTION:	DATE:	BY:
NA	NA	NA	NA

BLUE STAR
Power Systems Inc.

TANK SB 5000GL DW UL W/STUB-UP

P/N: NA 410"L X 106"W X 36"H

DATE: 08-02-17 BY: KAP DRAWN TO SCALE