

# BLUE STAR

## Power Systems Inc.

Gaseous Product Line

208-600 Volt

PS40-01P

60 Hz / 1800 RPM

35 kWe

Prime

### Ratings

	240V	208V	240V	480V	600V
<b>Phase</b>	1	3	3	3	3
<b>PF</b>	1	0.8	0.8	0.8	0.8
<b>Hz</b>	60	60	60	60	60
<b>Generator Model</b>	361CSL1601	361CSL1600	361CSL1600	361CSL1600	361PSL1632
<b>Connection</b>	12 LEAD ZIG-ZAG	12 LEAD WYE	12 LEAD DELTA	12 LEAD WYE	4 LEAD WYE
<b>Prime</b>					
<b>kWe Nat (LP)</b>	35 (35)	35 (35)	35 (35)	35 (35)	35 (35)
<b>AMPS Nat (LP)</b>	146 (146)	122 (122)	105 (105)	53 (53)	42 (42)
<b>Temp Rise</b>	105°C / 40°C	105°C / 40°C	105°C / 40°C	105°C / 40°C	105°C / 40°C

### Standard Equipment

#### Engine

- ▶ Radiator Cooled Unit Mounted (50°C)
- ▶ Blower Fan & Fan Drive
- ▶ Starter & Alternator
- ▶ Oil Pump & Filter
- ▶ Oil Drain Extension w/Valve
- ▶ Governor - Electronic Isochronous
- ▶ 12V Battery System & Cables
- ▶ Air Cleaner (Dry Single Stage)
- ▶ Flexible Fuel Connector
- ▶ EPA Certified

#### Listing Certifications

- ▶ UL 2200 Listed
- ▶ cUL Listed
- ▶ CSA Certified
- ▶ Seismic Certified to IBC 2018
- ▶ NFPA 110 Compliant

#### Generator

- ▶ Brushless Single Bearing
- ▶ Automatic Voltage Regulator
- ▶ ± 1% Voltage Regulation
- ▶ 4 Pole, Rotating Field
- ▶ 105°C Prime Temperature Rise
- ▶ 100% of Rated Load - One Step
- ▶ 5% Maximum Harmonic Content
- ▶ NEMA MG 1, IEEE and ANSI standards compliance for temperature rise

## Application Data

Engine			
Manufacturer:	Power Solutions International	Displacement - Cu. In. (lit):	262 (4.30)
Model:	PSI 4.3L	Bore - in. (cm) x Stroke - in. (cm):	4.00 (10.2) x 3.48 (8.80)
Type:	4-Cycle	Compression Ratio:	9.80:1
Aspiration:	Natural	Rated RPM:	1800
Cylinder Arrangement:	6 Cylinder Inline	Max HP Stby (kW <sub>m</sub> ):	82.2 (61.3)

Exhaust System	Prime
Gas Temp. (Stack): °F (°C)	1,350 (732)
Gas Volume at Stack Temp: CFM (m <sup>3</sup> /min)	362 (10.25)
Maximum Allowable Exhaust Restriction: in. H <sub>2</sub> O (kPa)	40.8 (10.2)

Cooling System	
Ambient Capacity of Radiator: °F (°C)	122 (50.0)
Maximum Allowable Static Pressure on Rad. Exhaust: in. H <sub>2</sub> O (kPa)	0.50 (0.12)
Water Pump Flow Rate: GPM (lit/min)	36.6 (138)
Heat Rejection to Coolant: BTUM (kW)	2,300 (40.25)
Heat Rejection to CAC: BTUM (kW)	N/A
Heat Radiated to Ambient: BTUM (kW)	1,096 (19.2)

Air Requirements	
Aspirating: CFM (m <sup>3</sup> /min)	112 (3.17)
Air Flow Required for Rad. Cooled Unit: CFM (m <sup>3</sup> /min)	5,157 (146)
Air Flow Required for Heat Exchanger/Rem. Rad. CFM (m <sup>3</sup> /min)	Consult Factory For Remote Cooled Applications

Fuel Consumption	Natural Gas	LP
At 100% of Power Rating: ft <sup>3</sup> /hr (m <sup>3</sup> /hr)	550 (15.6)	220 (6.23)
At 75% of Power Rating: ft <sup>3</sup> /hr (m <sup>3</sup> /hr)	442 (12.5)	177 (5.01)
At 50% of Power Rating: ft <sup>3</sup> /hr (m <sup>3</sup> /hr)	340 (9.62)	136 (3.85)
Fuel Inlet Size: NPT		1.0"
Fuel Pressure Required: in. H <sub>2</sub> O (kPa)		7.00 (1.75) - 11.0 (2.75)

Fluids Capacity	
Total Oil System: gal (lit)	1.13 (4.28)
Engine Jacket Water Capacity: gal (lit)	2.00 (7.6)
System Coolant Capacity: gal (lit)	6.00 (22.7)

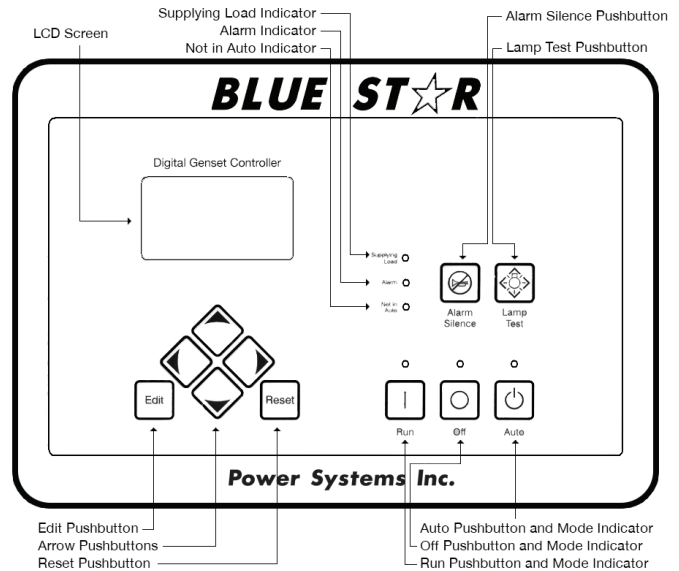
All calculations based on natural gas fuel.

Deration Factors: Temperature: Derate 1% Per 10°F Over 77°F Air Inlet Temperature | Altitude: Derate 3% Per 1,000 ft Over 328 ft

## DGC-2020 Control Panel

### Standard Features

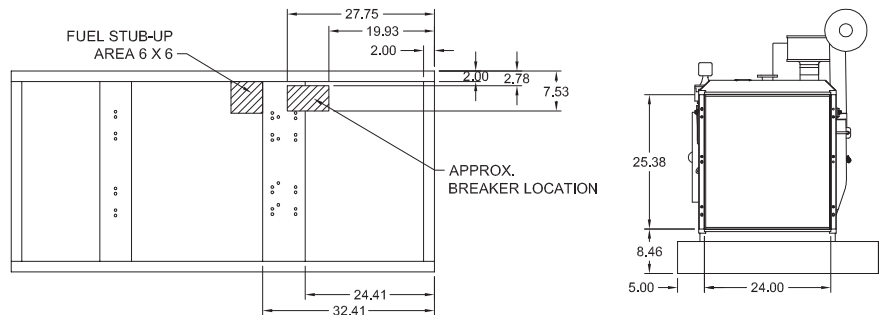
- ▶ Digital Metering
- ▶ Engine Parameters
- ▶ Generator Protection Functions
- ▶ Engine Protection
- ▶ CAN Bus ECU Communications
- ▶ Windows-Based Software
- ▶ Multilingual Capability
- ▶ Remote Communications to RDP-110 Remote Annunciator
- ▶ 16 Programmable Contact Inputs
- ▶ Up to 15 Contact Outputs (7 standard)
- ▶ UL Recognized, CSA Certified, CE Approved
- ▶ Event Recording
- ▶ IP 54 Front Panel Rating with Integrated Gasket
- ▶ NFPA 110 Level 1 Compatible



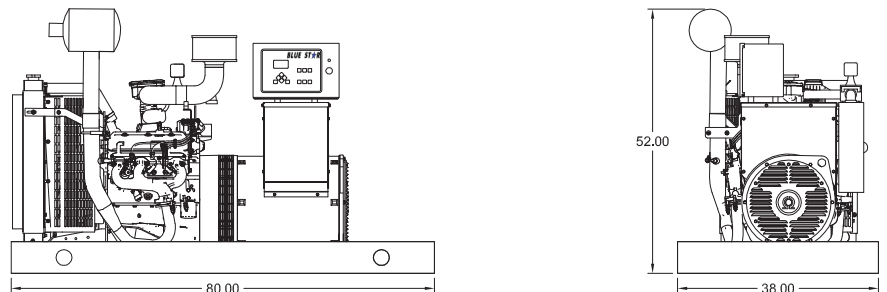
## Weights / Dimensions / Sound Data

	L x W x H	Weight lbs
<b>OPU</b>	80 x 38 x 52 in	1,425
<b>Level 1</b>	90 x 38 x 60 in	1,925
<b>Level 2</b>	90 x 38 x 60 in	1,950
<b>Level 3</b>	120 x 38 x 60 in	2,075

Please allow 6-12 inches for height of exhaust stack.



	No Load	Full Load
<b>OPU</b>	74 dBA	76 dBA
<b>Level 1</b>	68 dBA	70 dBA
<b>Level 2</b>	65 dBA	67 dBA
<b>Level 3</b>	62 dBA	63 dBA



Drawings based on standard open power 480 volt standby generator. Lengths may vary with other voltages. Subject to change without notice. Sound data as measured at 23 feet (7 meters) in accordance with ISO 8528-10 at standby rating.

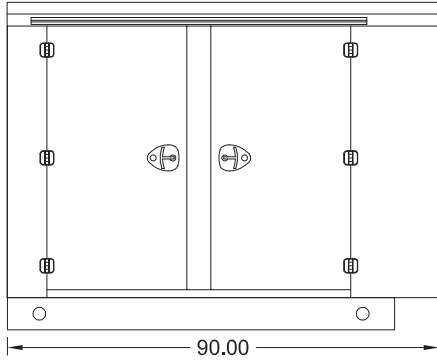
# Gaseous Product Line

35 kWe

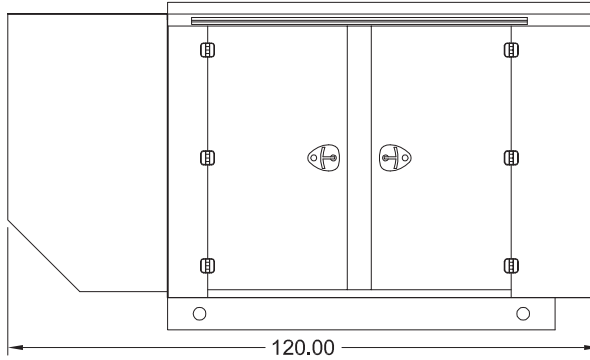


## Enclosures

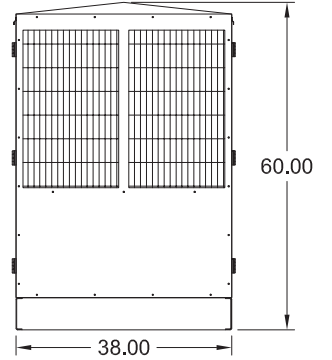
Level 1 & 2 | Side View (Weather Proof)



Level 3 | Side View (Sound Attenuated)



Level 1, 2 & 3 | Intake View



All enclosure models are 200 MPH wind rating certified in accordance with IBC2018 and ASCE/SEI 7-16 standards.

Level 2 & 3 enclosures include sound attenuation foam.

Level 3 enclosure includes frontal sound & exhaust hood.

\*Enclosure height does not include exhaust stack.

All specification sheet dimensions are represented in inches.  
Materials and specifications subject to change without notice.

American Owned



American Made

Distributed By:

**Blue Star Power Systems, Inc.**

52146 Ember Road

Lake Crystal, Minnesota 56055

Phone + 1 507 726 2508

[bluestarps.com](http://bluestarps.com)

[quote.bluestarps.com](mailto:quote.bluestarps.com)

[sales@bluestarps.com](mailto:sales@bluestarps.com)